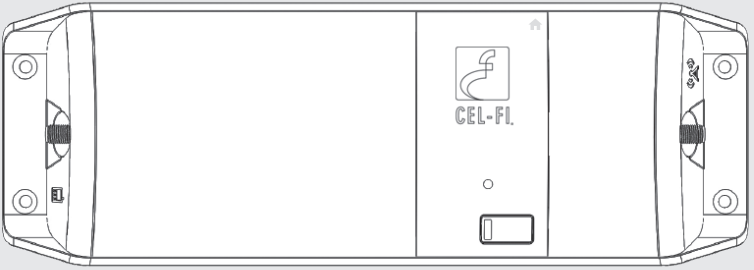




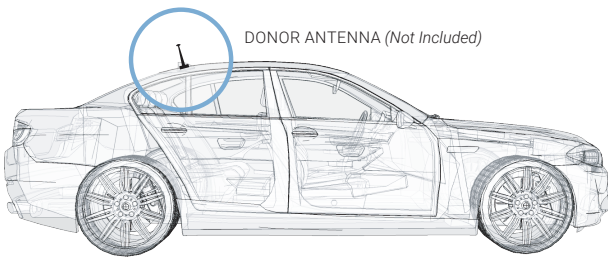
Cel-Fi GO Quick Start Guide

Smart Signal Booster™

Cel-Fi GO is an evolved **cellular smart signal booster** design that can amplify cellular signals up to 70 dB. Connect a single **Donor Antenna** to receive the macro-network signals, and then a single indoor **Service Antenna** where you need service, and **Cel-Fi GO** will do the rest automatically.



1 Install Donor Antenna

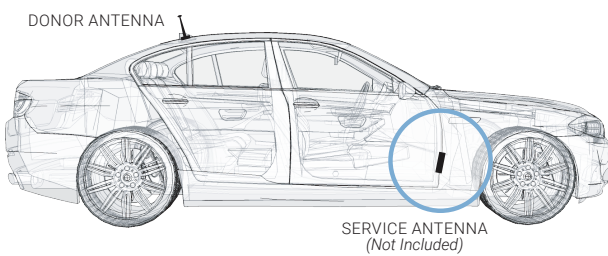


Mount your **Donor Antenna** on the exterior of the vehicle, towards the rear, according to its design, and the type of vehicle it's being used with. Make sure you consider the cable connection to the **Cel-Fi GO** unit with your location choice.



For best performance make sure there is 50cm of metal around the base of the antenna.

2 Install Service Antenna



Install **Service Antenna** in the cab, towards the front, where coverage is needed. Ideally, there should be substantial material, like the metal of the roof, between the **Donor** and **Service Antennas**, to improve isolation.



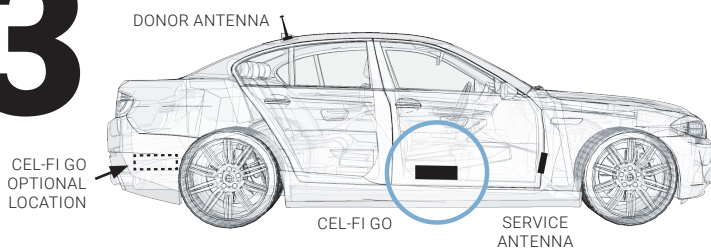
420N007-G31-001-11RB



Cel-Fi Safe

3

Mount Cel-Fi GO



Find a good mounting location in your vehicle. Location should have airflow and be secure from contact with external objects.

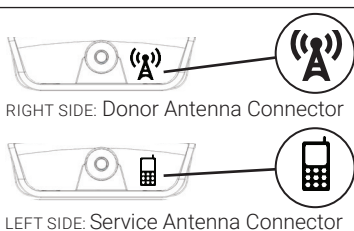
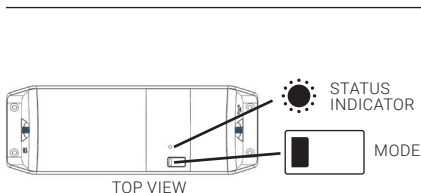
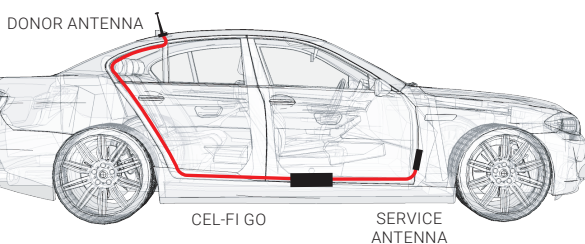
Make sure the unit is within cable range of the 12V power supply on your vehicle.

Best to make sure all cable lengths support the intended mounting location BEFORE permanent mounting.

⚠ DO NOT plug in at this time.

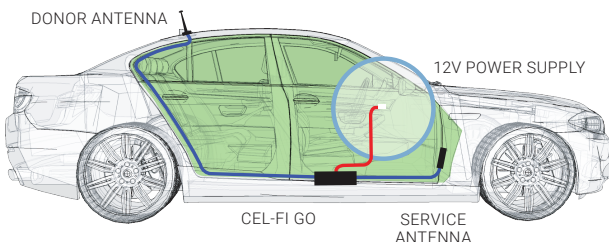
4

Connect Donor & Service Antennas to the Cel-Fi GO Unit



5

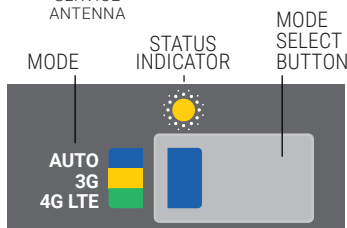
Plug in Cel-Fi GO & Select Mode



Press the **MODE** button on the unit to select desired scanning mode. Status Indicator will blink during the setup process, and may take a few minutes to complete.



(OPTIONAL: use your smartphone to select mode. Download the **Cel-Fi WAVE app**, and follow the on-screen instructions.)



STATUS INDICATOR [● Boosting 3G
● Boosting 4G LTE
● Error*

(*NOTE: if Error, go to troubleshooting at cel-fi.com/support)

6

Tips & Tricks

- Keep **Donor** and **Service Antennas** separated/isolated from each other for best performance
- For best performance, the cable between the **Outdoor Antenna** and GO unit should be as short as possible
- Use sealant if any connections are exposed to elements

7

Cel-Fi WAVE

For more **Cel-Fi GO** features, go to **App Store** or **Google play** and download the mobile **Cel-Fi WAVE app**.

(NOTE: If you do not have a compatible smartphone, go to cel-fi.com/wave to download the Desktop app.)

